

20th November 2021

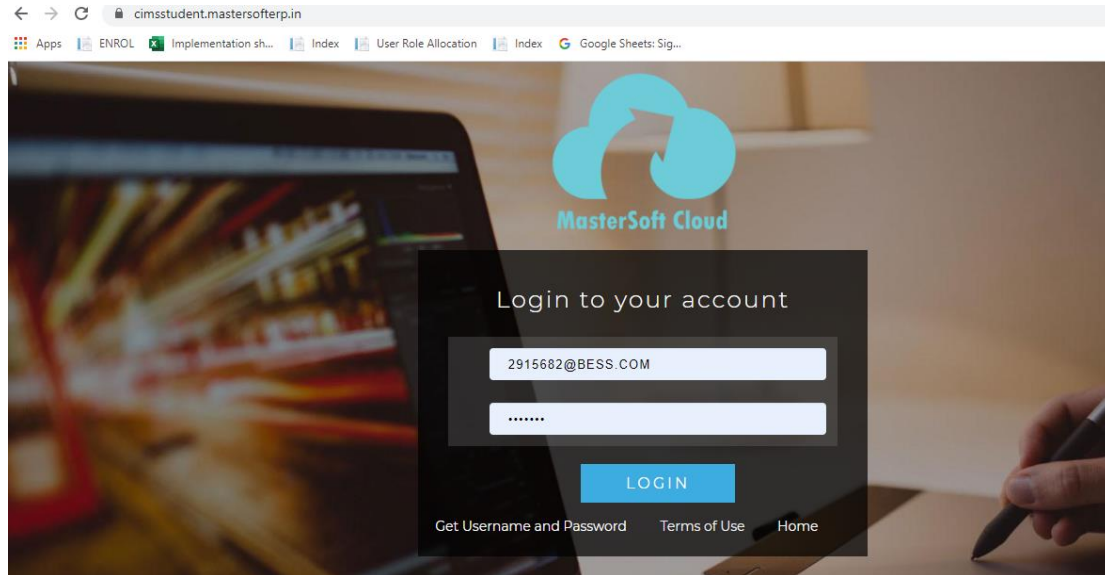
The following Winter Session 2021 Examination Results are declared :

- FYBSc (Home Science) SEM I & II– Repeaters
 - SYBSc (Home Science) SEM III – Regular
 - SYBSc (Home Science) SEM III & IV - Repeaters
1. Students are requested to check their results and in case of any discrepancies, report with details to the office within three days from the date of this notice through the following email : **victorbaptist@nnchsc.edu.in** and **CC to Principal@nnchsc.edu.in** with Subject line “Result - <Name of the Student> - <Name of the course> - <Semester>” (example : **Result - Ms. XYZ - FYBSc (Home Science) - Semester I**).
 2. Students who are unsuccessful at the above examinations can appear for Summer Session 2022 i.e. in April 2022. The notice for filling the examination forms will be announced and published on the College Website www.nirmalaniketan.com in the month of March 2022.
 3. Students are requested not to send any whatsapp messages or make any personal mobile calls. Any further concerns can be presented in person to the Principal or General Office.

Anuradha J. Bakshi
Dr. (Ms.) Anuradha J. Bakshi
I/C Principal

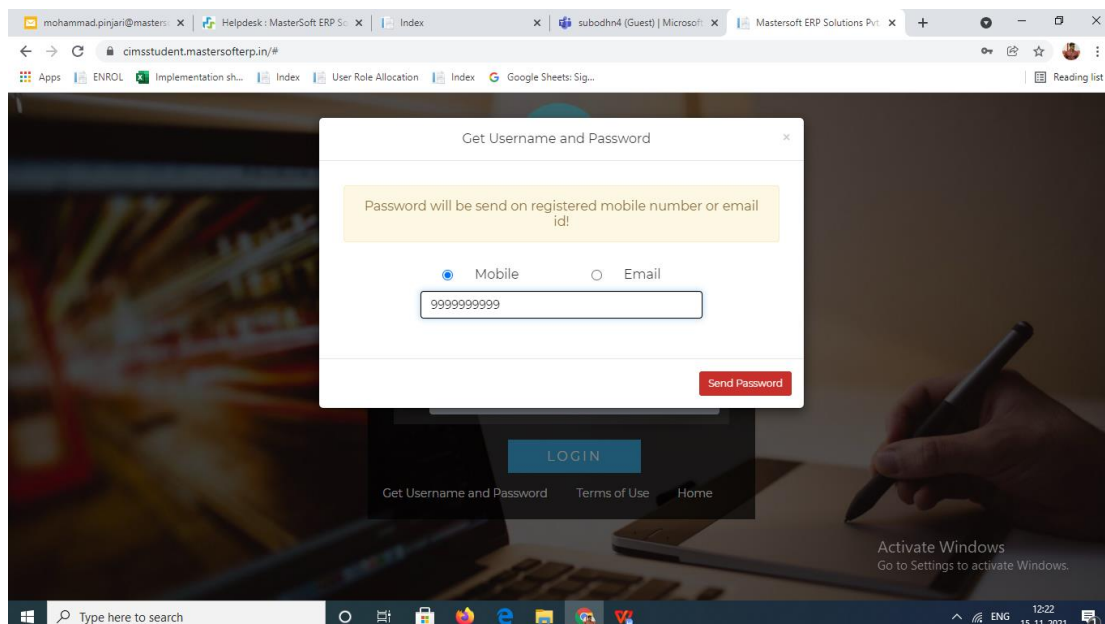
STEPS TO VIEW EXAM RESULTS

Step 1: Visit <https://cimsstudent.mastersofterp.in>

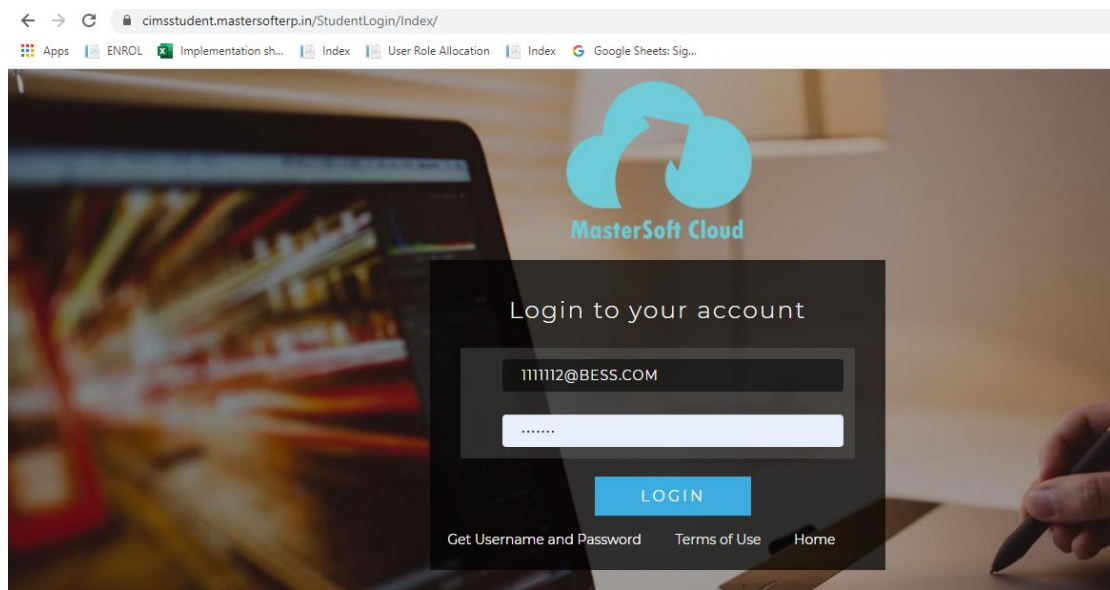


Step 2: To get your Login id and Password

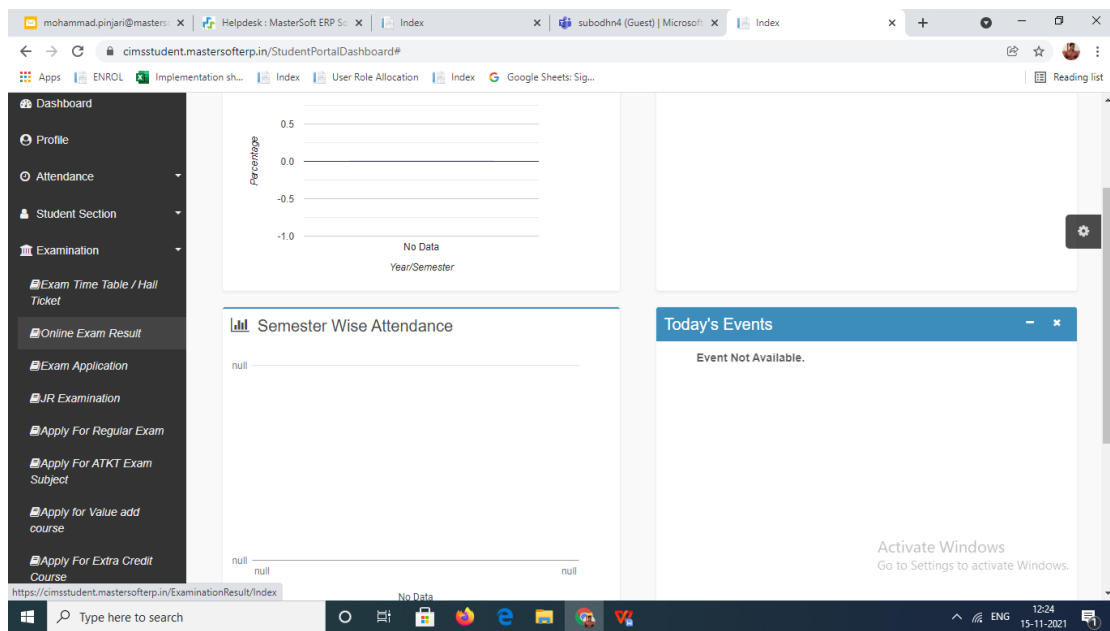
- > Click on Get username and password
- > Enter your Registered Mobile number or Email id and Click on Send Password Button
- > You will get Username and Password



Step 3: Login Using your Received Username and Password



Step 4: On the Left hand Side you can see Menus: > Click on Examination -> Online Exam Result



Step 5: Select Exam Session , Course and Click on Get Result Button

The screenshot shows a web browser window with the URL `cimsstudent.mastersofterp.in/ExaminationResult/Index`. The page title is "Exam Result". On the left, a dark sidebar contains a navigation menu with items: Dashboard, Profile, Attendance, Student Section, Examination, Fees Receipt, Feedback, Online Registration, Payable Fees, Application Reprint, and Reset Password. The main content area displays a message: "Note : * Marked Is Mandatory !". Below this, there are two dropdown menus: "Exam Session *" with the selected value "JANUARY REG 2021", and "Course/Year *" with the selected value "FYBCOM SEM 1". At the bottom of this form are two buttons: "Get Result" (blue) and "Cancel" (orange). A "Reading list" link is visible in the top right corner of the browser. The Windows taskbar at the bottom shows the search bar, taskbar icons, and system tray with the date "15-11-2021" and time "12:25".